

# THE DESLUGGER®


SMP TEMPERATURE CONTROL DIVISION




**DO YOU KNOW HOW LONG IT TOOK THIS COMPRESSOR TO EXPERIENCE CATASTROPHIC DAMAGE DUE TO LIQUID "SLUGGING"?**  
**LESS TIME THAN IT TOOK YOU TO READ THIS QUESTION!**

A/C systems that have a low mount compressor are prone to liquid "slugging." When the vehicle sits or is down, oil and liquid refrigerant collects in the compressor body leading to hydraulic lock and catastrophic failure on startup. The patented The Deslugger®, available from Everco® HD, solves this problem.

- **PREVENTS LIQUID SLUGGING IN LOW MOUNTED COMPRESSORS**
- **EXCLUSIVE PATENTED TECHNOLOGY DEVELOPED BY SMP TEMPERATURE CONTROL**
- **PROTECTS BOTH NEW & RE-ENGINEERED COMPRESSORS**
- **REDUCE OR ELIMINATE COMEBACKS**
- **SIMPLE PLUG AND PLAY INSTALLATION**
- **O.E. CONNECTOR OR UNIVERSAL AVAILABLE**



P/N 36140  
Universal



P/N 36141  
GM



P/N 36142  
Dodge



P/N 36150  
Ford



# THE DESLUGGER®


SMP TEMPERATURE CONTROL DIVISION

The Deslugger® reduces liquid “slugging” problems by pulsing the compressor clutch multiple times during initial engagement. Gradually engaging the compressor at startup aids in moving trapped liquids out to help prevent catastrophic failure. Once deslugging is complete, the compressor will cycle normally. The Deslugger® will again cycle the clutch if the system is off for more than 30 minutes.

**PROTECT YOUR COMPRESSOR REPLACEMENT JOB!**

**EXTEND LIFE ON AN ALREADY ESTABLISHED GOOD WORKING A/C SYSTEM!**

Preventing liquid slugging is beneficial on existing systems and ensures lasting A/C performance. The simple plug and play installation in series with the compressor clutch does not require system evacuation or removal of any components. Install the Deslugger® between the vehicle harness connector and the compressor clutch with the included O.E. style connectors. Finish by securing the unit with the mounting strap. Typical installation time is 10 minutes.



Clutch Circuit Wiring Diagram

